

# Performance Statement

## Ezyduct®

**Standard Supply Co is committed to continually improving and ensuring the ongoing quality of its products.**

As part of this process we have recently completed a range of tests, carried out independently, to assess the performance levels of our duct products and how they performed against a number of our competitors' products.

The key performance criteria that were selected for testing include; Impact Strength, Weathering, Gloss Retention, Modulus (stiffness), Heat Distortion Temperature and Yield Strength. All of these characteristics put together determine the overall performance that is experienced during installation and throughout the life of the product.

You will see in the following charts and test results the overall performance ratings for Ezyduct®/Myduct® and 4 other competitor products which were all exposed to exactly the same testing regime.

Table 1. Test results for all 4 products across all performance criteria.

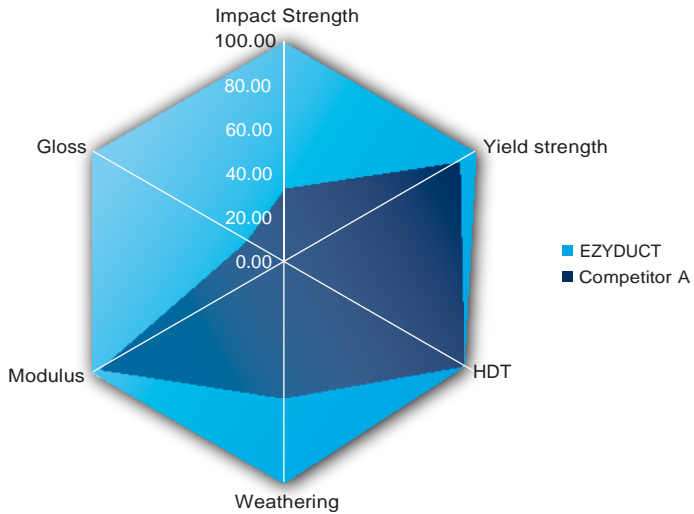
PROPERTIES	METHOD	Ezyduct/Myduct	Sample A	Sample B	Sample C	Sample D	UNITS
Impact Strength	Proprietary	9.8	3.3	4.9	1.8	7.5	J/mm
Yield Strength	ASTM D638-2003	42	38.6	39.2	38.7	41	Mpa
HDT	ASTM D648-2006	74	74.1	74.8	78.2	78.7	C°
Weathering	ASTM G53-1996	30.2	41.8	32	36.8	51.2	E
Modulus	ASTM D638-2003	4263	4135	3566	3362	4135	Mpa
Gloss	Proprietary	200	40	102	40	60	Inc/Exc

Table 2. Indexed test results

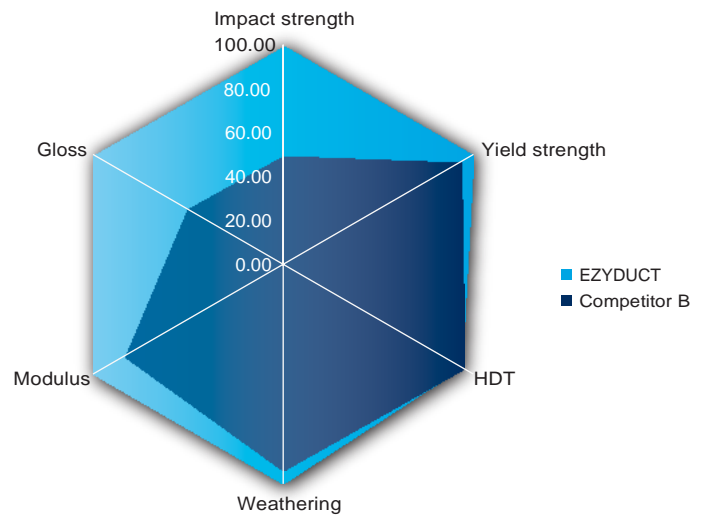
PROPERTIES	Indexed Scores				
	Ezyduct/Myduct	Sample A	Sample B	Sample C	Sample D
Impact Strength	100.00	33.67	50.00	18.37	76.53
Yield Strength	100.00	91.90	93.33	92.14	97.62
HDT	94.03	94.16	95.04	99.36	100.00
Weathering	100.00	61.59	94.04	78.15	30.46
Modulus	100.00	97.00	83.65	78.86	97.00
Gloss	100.00	20.00	51.00	20.00	30.00
<b>Overall Rating</b>	<b>99.00</b>	<b>66.39</b>	<b>77.84</b>	<b>64.48</b>	<b>71.94</b>

# Get the complete picture

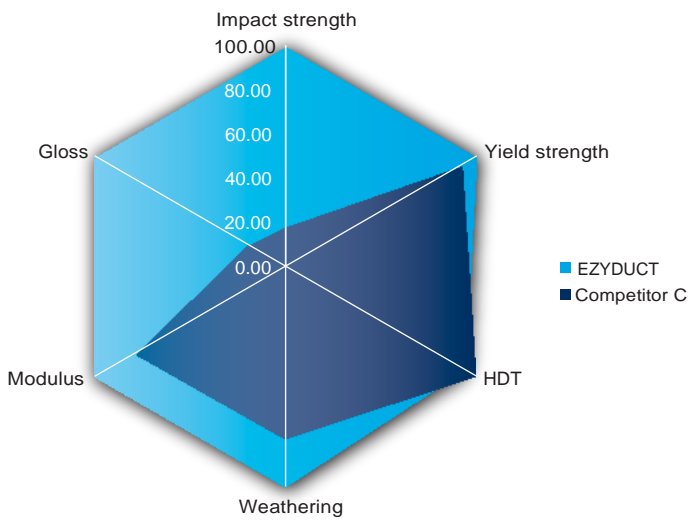
## Competitor A



## Competitor B



## Competitor C



## Competitor D

